Wednesday 10th June 2020 – Year 3

admin.bowmandale@northlincs.gov.uk @BowmandalePS

Reading

Practise your performance of 'My Shadow' and then perform it to someone in your household. This could be a sibling, grown up, pet or teddy ☺.

English

Have a look at the PDF file on persuasive writing in advertisements. An advert is something that encourages people to buy/do something, usually a product or service.

Your challenge for today is to think about something you enjoy eating, doing or playing with and choose something to advertise. You could even make something up, such as a microwave that cooks you any meal you ask for.

Have a look at the example advertisements to give you some ideas before you get started.

For example, I might choose to advertise a pen. Most teachers love a good bit of stationary!

Look at the example plan to help guide you through the different parts of your advert. There are some word mats to help give you some ideas if it's a little tricky to get started.

I have also filled out an example plan for you to look at if you would like to.

Remember your aim is to persuade someone to buy/do something. You will need to spend some time thinking about how you can make your sentences better.

Example: The paddling pool is great.

Becomes: The amazing paddling pool is the best, most super-cool paddling pool in the universe! Your life will be simply rubbish without it, and all of your friends will probably go and play somewhere else.

Advertisers think about the language they use carefully to encourage you to buy something.

Maths

Today, please have a look at adding and subtracting different lengths.

We are going to start by reminding ourselves of the column method to add and subtract. Remember to include your units ☺.

Task 1 - Adding

a) 152m + 206m
b) 144cm + 268cm
c) 504mm + 355mm
d) 322m + 292m
e) 877cm + 114cm
f) 611mm + 470mm

Task 2 - Adding

1) Calculate the total height of each tower.

a)

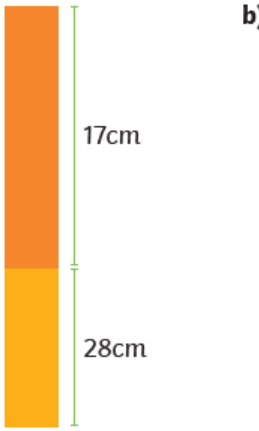

=

b)

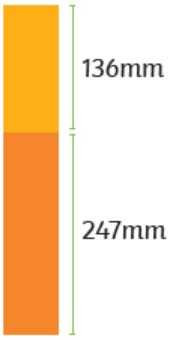

=

c)

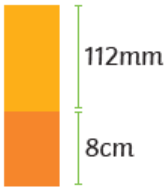

=

d)

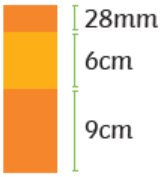

=

2) Some children took part in a swimming event. The total length of each swim was recorded.

a) How far did each child swim in total?

b) Who swam the furthest? _____

c) What was the total distance swum by all four children?

_____

Name	First Swim	Second Swim	Total distance
Leon	123m	56m	_____
Matthias	84m	96m	_____
Grace	102m	69m	_____
Bella	92m	47m	_____

Task 3 - Adding

1) Work out the height of each tower, to match the tower to its builder.

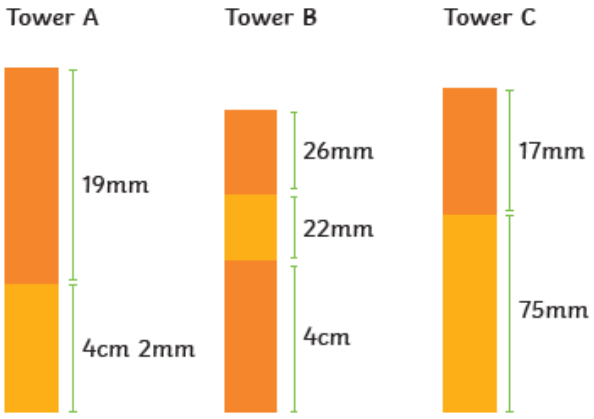

Grace	My tower is the tallest tower.
Polly	My tower is less than 7cm tall.
Finn	My tower is 88mm tall.

Tower	Height of Tower	Name of builder
Tower A		
Tower B		
Tower C		

Task 1 – Subtracting

a) 877cm – 252cm
b) 964m – 312m
c) 620mm – 544mm
d) 563cm – 392cm
e) 431m – 160m
f) 792mm – 638mm

Task 2 – Subtracting

1) Find the difference in length between:

a) the pencil case and the leaf _____ =

b) the table and the pencil case _____ =

c) the pencil case and the banana _____ =

d) the banana and the pen _____ =

Item	Length
leaf	6cm
pen	12cm 4mm
banana	200mm
pencil case	25cm
table	1m 7cm

3) **a)** A ball of string is 10m long. Tiana uses 1m 80cm to tie up a parcel. Use the part-whole model to complete the calculation and find out how much string is left.

200cm – 180cm = ____ cm

____ m + ____ cm = ____ m and ____ cm

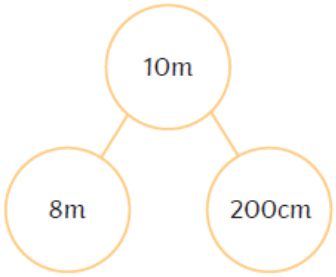

b) Write a similar calculation to solve

8m – 2m 65cm

Task 3 – Subtracting

1) A full roll of ribbon measures 5m.

The labels show how much was left on each roll.

Carrie: I used 4m 63cm.

Kenny: I used 2m 73cm.

Shay: I used 1m 83cm.

Which colour ribbon did each child use?

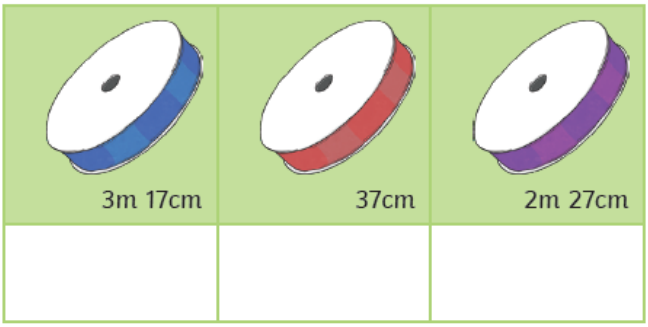

Geography

UK Challenge!

How many cities and towns can you name in the UK?

Can you place them on a map of the UK? (See PDF attached if you would like a template. I would recommend the 1* task as it gives the names of the cities to place, but this is up to you. The answers are at the end.)

Use an atlas or the internet to help once you have had a go on your own.

Maths answers

Task 1 - Adding

a) 152m + 206m = 358m
b) 144cm + 268cm = 412cm
c) 504mm + 355mm = 859mm
d) 322m + 292m = 614m
e) 877cm + 114cm = 991cm
f) 611mm + 470mm = 1081mm

Task 2 - Adding

1) a) 45cm
b) 383mm
c) 19cm 2mm or 192mm
d) 17cm 8mm or 178mm

2) a) Leon – 179m, Matthias – 180m, Grace – 171m, Bella 139m
b) Matthias swam the furthest.
c) 669m

Task 3 – Adding

1) Tower A is 61mm (6cm 1mm) tall and was built by Polly.
Tower B – is 88mm (8cm 8mm) tall and was built by Finn.
Tower C – is 92mm (9cm 2mm) tall and was built by Grace

Task 1 – Subtracting

a) 877cm – 252cm = 625cm
b) 964m – 312m = 652m
c) 620mm – 544mm = 76mm
d) 563cm – 392cm = 171cm
e) 431m – 160m = 271m
f) 792mm – 638mm = 154mm

Task 2 – Subtracting

1) a) The pencil case is 19cm longer than the leaf.
b) The table is 82cm longer than the pencil case.
c) The pencil case in 5cm or 50mm longer than the banana.
d) The banana is 76mm or 7cm 6mm longer than the pen.

3) a) 200cm – 180cm = 20cm
8m + 20cm = 8m and 20cm

Task 3 - Subtracting

1) *Carrie used the red ribbon.*
Kenny used the purple ribbon.
Shay used the blue ribbon.

We are thinking of you all at this difficult time and hope you are all managing to stay well.

Thank you,

Mrs Dent, Miss Turner, Mrs French, Miss Havercroft and Miss Dunkerley.