

Thursday 4th March – Reception – Please check Tapestry regularly as teachers will upload videos to support with Maths, Phonics and other EYFS skills.

Have an active start to the day – The Wiggles – enjoy a dance to some of The Wiggles jazziest songs!

<https://www.youtube.com/watch?v=yOUNwymiUQ>

<https://www.youtube.com/watch?v=EZXmN-56e4>

<https://www.youtube.com/watch?v=JshczArqsSY>


https://www.youtube.com/watch?v=OZ72_mLcNdM

Daily Read, Write, Inc lessons

https://www.youtube.com/channel/UCo7fbLgY2oA_cFCI9GdxtQ - Please head to the Ruth Miskin YouTube page to access daily Read, Write Inc lessons that are taught by a RWI expert.

If you are unsure on how to pronounce the sounds – this video is very useful for parents

<https://www.youtube.com/watch?v=TkXcabDUg7Q>



Read Write Inc Phonics Desktop Speed Sounds Chart

Speed Sounds Set 1

m	a	s	d	t
i	n	p	g	o
c	k	u	b	f
e	l	h	sh	r
j	v	y	w	th
z	ch	qu	x	ng
				nk

© Oxford University Press 2016



Speed Sounds Set 2

ay	ee	igh	ow	oo
oo	ar	or	air	ir
			ou	oy



Speed Sounds Set 3

ea	oi			
ā-e	ī-e	ō-e	ū-e	aw
are	ur	er	ow	ai
oa	ew	ire	ear	ure

Phonics Activity

There is a phonics booklet with lots of different reading and writing activities, you can set half the booklet for today and finish tomorrow or allow your child to choose some pages to complete today and some to complete tomorrow.

Spelling Maze
Draw lines between the right letters to spell out the word.
Write your words on the lines at the end.

	c	a	n
	t	e	m
	m	u	p
	s	a	t

Maths (Time)

We are moving on to look at time and being able to know what time it is. Have a look at these different videos explaining how we tell the time.

<https://www.youtube.com/watch?v=1eGkW3JnthI>

<https://www.youtube.com/watch?v=Elxaxnaget&t=28s>

https://www.youtube.com/watch?v=g6tJAY_7AL4

https://www.youtube.com/watch?v=0Yq_rztquuU

World Book Day

Today is world book day! Have a lovely day enjoying stories if you can. If you have a copy of the Gruffalo please read it together and then have a go at one or more of the activities on the ideas sheet. There is a link below to The Gruffalo story on youtube if you do not have the book at home.

<https://www.youtube.com/watch?v=s8sUPpPc8Ws&t=11s>



Please email the admin email if you need any help and Mrs Power or Mrs Marshall will forward on emails to us. We will continue to set daily activities to have a go with at home. Stay safe everyone, we miss you already! **Please pop all activities you do onto Tapestry where we can have a look, comment and guide you on next steps and challenges.** Miss Wilkinson and Mrs Simpson