


Shapes — Faces, Vertices and Edges

Q1 Fill in the gaps using these words.

- Faces
- Vertices (*corners*)
- Edges








This is one of the cube's

This is one of the cube's

This is one of the cube's



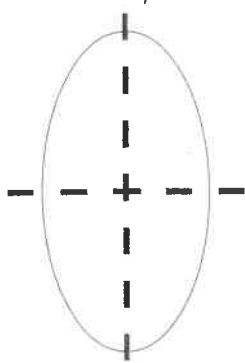
Q2 Fill in all the gaps in this table.

	Number of faces	Number of vertices	Number of edges
	1	0	0
			
			
			
			




Lines of Symmetry

Q1 Draw lines of symmetry on the following shapes.


The first one has been done for you.




Q2 Here's some more of the same. These ones are a bit harder.




Q3 Use a mirror to help you draw on all the lines of symmetry for these three pictures.



①



②



③

